

MATA BALJINDER KAUR  
KALER INTERNATIONAL PUBLIC SCHOOL  
SAMADH BHAI (MOGA)

Name of student \_\_\_\_\_ Section \_\_\_\_\_

L.K.G. -HOLIDAY HOMEWORK

DEAR PARENTS

Summer vacation have started and it is considered a welcome break for our tiny tots.


It's the time we love spending time our time with our loved ones.

AS it is rightly said;

" A LIFE WITHOUT LOVE IS LIKE A YEAR WITHOUT SUMMER"

SUMMER TIPS:-

- 1) DRESS YOUR CHILDREN IN LOOSE, LIGHT COLOURED CLOTHES.
- 2) TAKE THEM FOR OUTDOOR ACTIVITIES IN THE MORNING AND EVENING HOURS.
- 3) KEEP YOUR CHILDREN HYDRATED. MAKE THEM DRINK LOTS OF WATER.
- 4) HELP YOUR CHILDREN LEARN NEW THINGS THROUGH EXPLORING THEIR INTERESTS.
- 5) BOOKS ARE CHILDREN BEST FRIENDS. CREATE YOUR CHILD'S INTEREST IN DIFFERENT COLOURFUL BOOKS.
- 6) MOTIVATE YOUR CHILDREN TO SPEAK GOLDEN WORDS.
- 7) HAVE A BED TIME STORY SESSION WITH YOUR KIDS.



Circle the correct small letter. One is done

K

n  
k  
j

L

p  
m  
l

M

m  
n  
o

N

k  
m  
n

O

l  
o  
c

P

q  
b  
p

Q

q  
d  
o

R

m  
r  
s

S

t  
s  
c


T

t  
f  
j

Write the beginning sound of the picture in small letters.



C



Look at the pictures and write the first letter of each picture name in given space :

 _____	 _____	 _____	 _____
 _____	 _____	 _____	 _____

Match the first letters with their pictures :



• B b •



• Q q •

• S s •

• A a •

• Y y •



• U u •



Write all the vowels in the given boxes : a, e, i, o, u

_____	_____	_____	_____	_____
-------	-------	-------	-------	-------

Write the first small letter of the picture.



\_\_\_\_\_

\_\_\_\_\_


\_\_\_\_\_



\_\_\_\_\_

\_\_\_\_\_

\_\_\_\_\_



\_\_\_\_\_

\_\_\_\_\_

\_\_\_\_\_



\_\_\_\_\_

\_\_\_\_\_

\_\_\_\_\_



\_\_\_\_\_

\_\_\_\_\_

\_\_\_\_\_



\_\_\_\_\_

\_\_\_\_\_

\_\_\_\_\_



\_\_\_\_\_

\_\_\_\_\_

\_\_\_\_\_



\_\_\_\_\_

\_\_\_\_\_


\_\_\_\_\_



\_\_\_\_\_

\_\_\_\_\_

\_\_\_\_\_



\_\_\_\_\_

\_\_\_\_\_

\_\_\_\_\_



\_\_\_\_\_

\_\_\_\_\_

\_\_\_\_\_



\_\_\_\_\_

\_\_\_\_\_

\_\_\_\_\_



\_\_\_\_\_

\_\_\_\_\_

\_\_\_\_\_



\_\_\_\_\_

\_\_\_\_\_

\_\_\_\_\_



\_\_\_\_\_

\_\_\_\_\_

\_\_\_\_\_



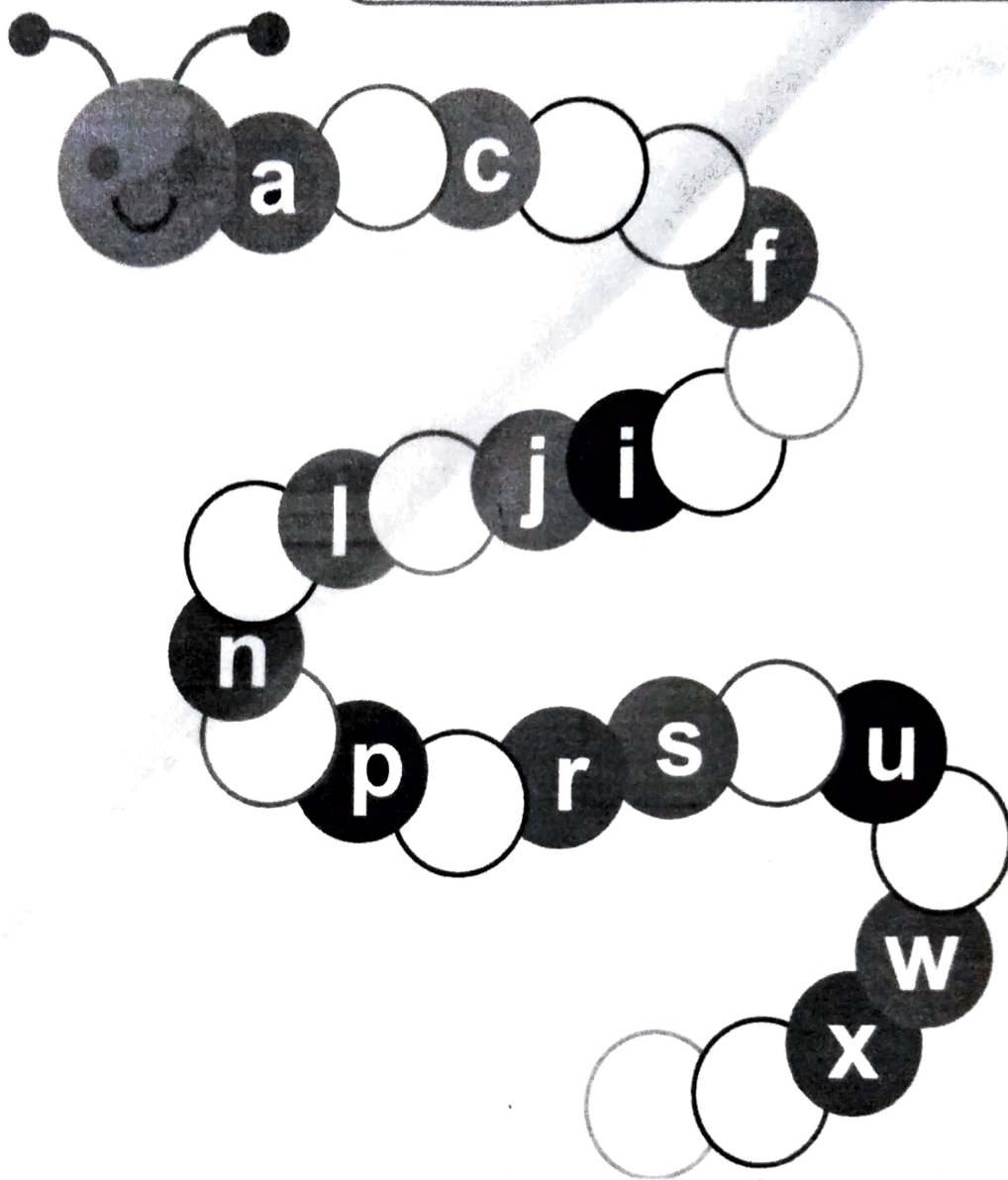
\_\_\_\_\_

\_\_\_\_\_

\_\_\_\_\_

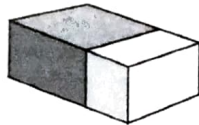




Fill in the blanks by writing the missing letters.



Dictation


Tick (✓) the pictures whose name starts with letter 'E'.




Write M to P




Fill in the first letters to name the things shown.




..... en




..... ook



..... an



..... gg



..... at



..... irl

Write i to p





Match each letter to two pictures. The name of the thing in the picture starts with that letter.



e

a

b

g

m

Write a to h



# Activity

What comes after.

21

32

34

48

38

42

56

74

82

58

35

39

46

52

41

34

68

78

What comes between.

32

34

40

42

56

58

44

46

50

52

47

49

24

26


62

64


80

82

Count the number of flowers in this pot then colour them



Colour the circles—green, squares—red,  
rectangles—black and triangles—pink.



**Count and write the numbers in the boxes:**

Number of circles



Number of squares

Number of rectangles



Number of triangles



Choose the correct object to clean these parts of the body.



Write the correct number which comes between in each box.

19  21

19 20 22

33  35

36 37 34

48  50

49 47 51

13  15

17 14 16

36  38

37 35 39

17  19

18 16 21

39  41

40 39 42

8  10

7 8 9


37  39

40 38 41

16  18

15 19 17

SKILL FOCUS: • Observation • Identifying skills • Visual Discrimination • Association





# Have Some Fun!

What comes between?

24		26	9		11
37		39	24		26
15		17	46		48
21		23	26		28
19		21	16		18
13		15	36		38
28		30	29		31
13		15	44		46

Fun Time

SKILL FOCUS: • Observation • Identifying skills • Visual Discrimination • Association






1				6				
		14						
			25					
31					38			
							50	
	52							
61								
				76				
		83						
								100

SKILL FOCUS: • Observation • Identifying skills • Visual Discrimination • Perpetual Cognitive skills • Association  
 • Numeracy series • Number Recognition • Fine Motor Skills • Observation • Hand- Eye Coordination



# ਕ

ਛ ਹੁੰਦਾ ਖਾਲੀ ਹੈ,  
ਇਸ ਦੀ ਵਰਤੋਂ ਨਿਰਾਲੀ ਹੈ।



1. ਹੇਠਾਂ ਦਿੱਤੇ ਚਿੱਤਰ ਪਛਾਣੋ ਅਤੇ ਸਹੀ ਅੱਖਰ ਦੁਆਲੇ ਗੋਲਾ ਲਗਾਓ—



ਘ ਕ ਗ



ਖ ਗ ਕ



ਗ ਖ ਕ

# ਕ



ਗ ਕ ਘ

ੳ to ੲ

# ਅਭਿਆਸ



1. ਹੇਠਾਂ ਦਿੱਤੇ ਚਿੱਤਰ ਪਛਾਣੋ ਅਤੇ ਸਹੀ ਅੱਖਰ ਦੁਆਲੇ ਗੋਲਾ ਲਗਾਓ—



ੳ ਹ ਅ



ਹ ਅ ਸ



ਸ ੳ ਹ



ੲ ਅ ਸ



ੲ ਸ ੳ

2. ਚਿੱਤਰ ਵੇਖੋ ਅਤੇ ਹੇਠਾਂ ਉਨ੍ਹਾਂ ਦੇ ਨਾਂ ਦਾ ਪਹਿਲਾ ਅੱਖਰ ਲਿਖੋ—










Dictation

Q to J





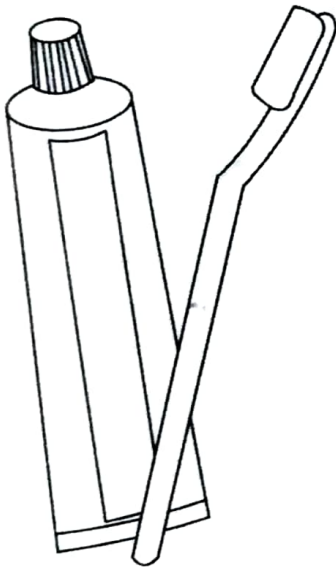
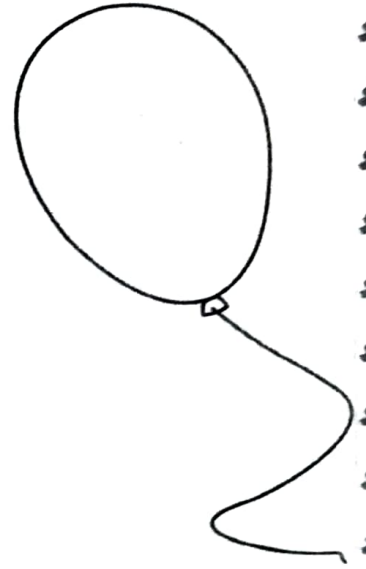
A rainbow has seven colours. Look at the rainbow below and colour it.



Write O to J



Colour the things that you would use on your birthday.




Write *0* to *J*

• • • • •



# Fun Time

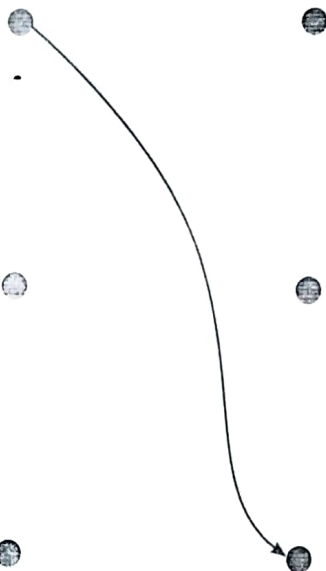


Match the vegetables with their shadows.





# Fun Time



Match the animals with their shadows.





# Practice

Match the pictures to the correct parts of the body.











# Practice

Circle the things you like to eat.




Tick ✓ the things that are soft to touch.





# Practice

Tick ✓ the actions you can do.





# Practice

Circle the activities you do with the given body parts.






# My Family Members

I love my family!

Tick ✓ the family members you live with.





## My Family

**This is my family.**

Paste a photo of your family.

