

MATA BALJINDER KAUR

KALER INTERNATIONAL PUBLIC SCHOOL

SAMADH BHAI (MOGA)

Name of student \_\_\_\_\_ Section \_\_\_\_\_

U.K.G. -HOLIDAY HOMEWORK

DEAR PARENTS

Summer vacation have started and it is considered a welcome break for our tiny tots.

It's the time we love spending time our time with our loved ones.

AS it is rightly said;

**" A LIFE WITHOUT LOVE IS LIKE A YEAR WITHOUT SUMMER"**

**SUMMER TIPS:-**

- 1) DRESS YOUR CHILDREN IN LOOSE, LIGHT COLOURED CLOTHES.
- 2) TAKE THEM FOR OUTDOOR ACTIVITIES IN THE MORNING AND EVENING HOURS.
- 3) KEEP YOUR CHILDREN HYDRATED. MAKE THEM DRINK LOTS OF WATER.
- 4) HELP YOUR CHILDREN LEARN NEW THINGS THROUGH EXPLORING THEIR INTERESTS.
- 5) BOOKS ARE CHILDREN BEST FRIENDS. CREATE YOUR CHILD'S INTEREST IN DIFFERENT COLOURFUL BOOKS.
- 6) MOTIVATE YOUR CHILDREN TO SPEAK GOLDEN WORDS.
- 7) HAVE A BED TIME STORY SESSION WITH YOUR KIDS.



Small Cursive a to z

Capital Cursive A to H

(1)

 Complete the word puzzle.

c		



		t



P		



l		d



S		



		m

Re-arrange the letters to form a word that matches the picture.



g b a

\_\_\_\_\_



h t a

\_\_\_\_\_



a f n

\_\_\_\_\_



c p a

\_\_\_\_\_



n v a

\_\_\_\_\_



p a t

\_\_\_\_\_



Tick on the beginning sound for the name of the object in the picture.




- D
- B
- G



- L
- P
- A



- R
- I
- J




- N
- P
- E



- P
- T
- O



- G
- J
- U



- Dr
- Ho
- Ne




- Ow
- Er
- Fl




- Ss
- Gl
- As

Circle the correct words.



big / fig



ship / pink



pin / bin



bib / nib

Dictation of a, e sounds

1.

5.

2.

6.


3.

7.

4.

8.

Write the word that matches each picture.



tin

fin

kin



hit

fig

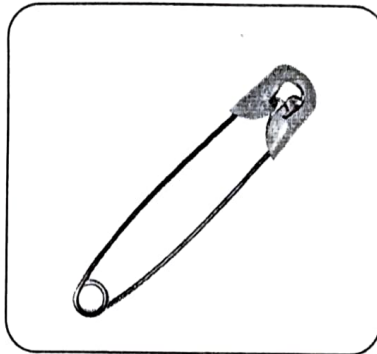
fit



jig

bin

fig




win


pit

pin


Look at the picture and write the missing letters.



b\_\_g



v\_\_n

 Choose the word that rhymes with the word near the picture. Write it in the blanks.



cap

\_\_\_ \_ \_

man

map



fan

\_\_\_ \_ \_

ran

rag



jay

\_\_\_ \_ \_

day

dog



cat


\_\_\_ \_ \_

hat

cup

 Look at the pictures and fill in the blanks.

1. He has eggs in a  \_\_\_\_\_.


2. The  \_\_\_\_\_ ran to the hospital.

3. The cat has a \_\_\_\_\_.





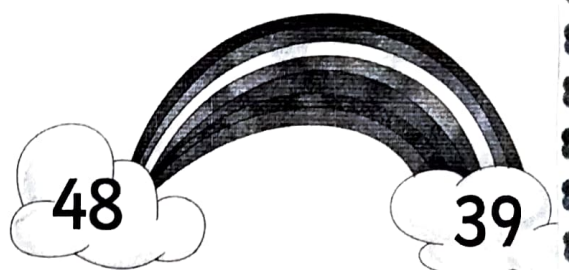



Colour the picture






Backward Counting 50 to 1



Dictation



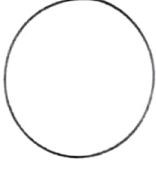

Tick (✓) the smaller number in each set.








Colour the leaf with the bigger number in each set.



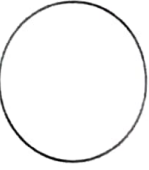


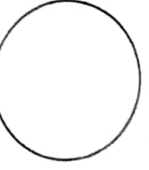
 Count and add how many.

 +  = 

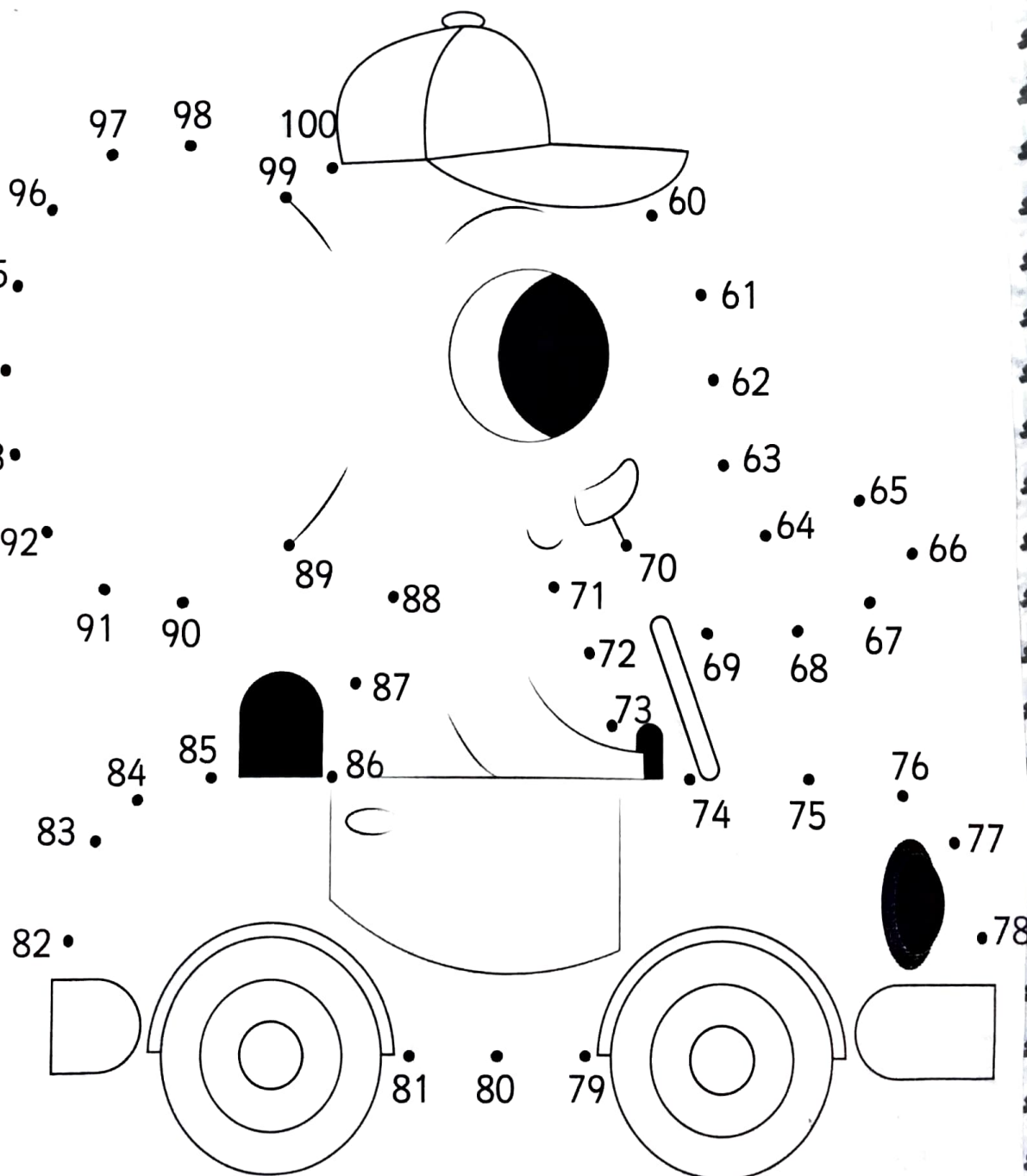
 +  = 


 +  = 

 +  = 

 +  = 

Join the Numbers 61 to 100  
and Colour the picture.



 In the magic grid given below are hidden number names from 1 to 10. Find them and write their numbers names.

O	N	E	T	W	O	N
S	N	F	O	U	R	I
I	E	I	G	H	T	N
X	T	H	R	E	E	E
R	S	E	V	E	N	J
Q	F	I	V	E	B	H

1. \_\_\_\_\_
2. \_\_\_\_\_
3. \_\_\_\_\_
4. \_\_\_\_\_
5. \_\_\_\_\_

6. \_\_\_\_\_
7. \_\_\_\_\_
8. \_\_\_\_\_
9. \_\_\_\_\_
10. \_\_\_\_\_

Add the objects and write the answer in the box.



$$\begin{array}{r} 4 \\ + 3 \\ \hline \end{array}$$



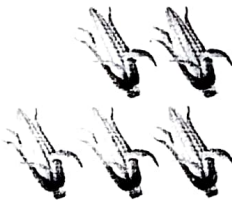
$$\begin{array}{r} 4 \\ + 4 \\ \hline \end{array}$$



$$\begin{array}{r} 5 \\ + 4 \\ \hline \end{array}$$




$$\begin{array}{r} 5 \\ + 2 \\ \hline \end{array}$$



$$\begin{array}{r} 2 \\ + 3 \\ \hline \end{array}$$



$$\begin{array}{r} 3 \\ + 3 \\ \hline \end{array}$$

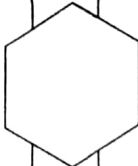

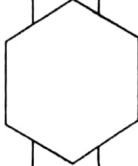
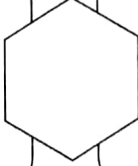
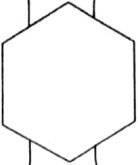
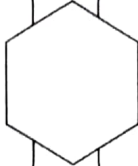


$$\begin{array}{r} 4 \\ + 2 \\ \hline \end{array}$$




$$\begin{array}{r} 2 \\ + 1 \\ \hline \end{array}$$

Write  $<$ ,  $>$ ,  $=$  in the given circle.






Count and circle the correct numbers.




13

12



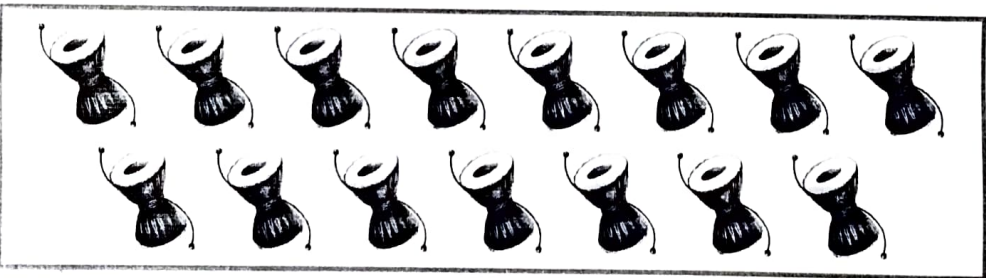
14

20




11

13



18

15



25

12

(16.)

What comes before:

T O

T O

T O

T O

6

9

10

15

18

28

12

17

23

29

30

25

21

3

26

5

19

8

What comes before and after:

T O

T O

T O

28

15

10

23

19

26

17


21

9


ਇਨ੍ਹਾਂ ਦੇ ਨਾਂ ਦੇ ਪਹਿਲੇ ਅੱਖਰ ਲਿਖੋ




.....  
ੳ




.....



.....




.....



.....



.....



.....



.....



.....



ਖਾਲੀ ਥਾਂਵਾਂ ਵਿੱਚ ਅਗਲੇ ਅਤੇ ਪਿਛਲੇ ਅੱਖਰ ਲਿਖੋ



ੳ

ਖ

ੲ

ੳ

ੲ

ੳ

ੲ

ੳ

ੲ

ਬਿੰਦੀ ਵਾਲੇ ਅੱਖਰ

ੲ

ੳ

ੲ

Page: \_\_\_\_\_  
Date: \_\_\_\_\_

Write B - 23

ਹੇਠ ਦਿੱਤੇ ਸ਼ਬਦਾਂ ਨੂੰ ਜੋੜ ਕੇ ਲਿਖੋ

ਰ + ਥ = .....

ਥ + ਠ = .....

ਹ + ਲ = .....

ਦ + ਸ = .....

ਫ + ਲ = .....

ਜ + ਤ = .....


ਘ + ਰ = .....

ਪ + ਰ = .....


ਚਿੱਤਰ ਪਛਾਣ ਕੇ ਉਸ ਦਾ ਨਾਂ ਲਿਖੋ




.....



.....








.....



.....

सही क्रम में लिखी गई पंक्ति पर (✓) का निशान लगाओ





4. लाल कागज़ को फाड़कर चिपकवाएँ तथा चित्र पूरा करवाएँ।

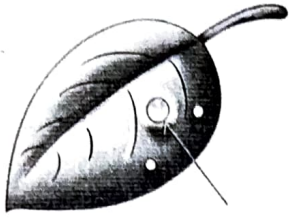


Swar ३१ - ३१:

Missing letter ३१ - ३१:

अ	—	इ	—
—	ऊ	—	ए
—	—	औ	—
—	अः	—	—


1. चित्र देखिए तथा सही वर्ण पर गोला (○) बनाइए-



औ ओ ऐ



औ ए ओ



आ ए अ



ऐ इ ई




अं उ ऊ



उ ओ ऊ

2. चित्र को वर्ण से मिलाइए-



ओ  
आ  
इ  
ए  
उ  
ई  
अ  
ऋ



Look at the pictures and match them with their correct action words:



• Writing •




• Reading •



• Sleeping •



• Running •



• Eating •



• Flying •



• Bathing •



• Dancing •

Choose the correct object to clean these parts of the body.

